

ROBUS®

SURFACE FITTING

GOLF SLIM LED CCT3 SELECTABLE 10W, 15W, IP65



PRODUCT INFORMATION DOCUMENT

FEATURES

- Slim profile with a height of only 90mm
- Colour temperature can be selected on completion to suit application
- Sensor version rated at 150W so can switch on a total of 14x10W or 9x15W fittings
- Provides 3 hour emergency discharge duration
- Suitable for switching by PIR, Microwave or Photocell

CONSTRUCTION

- Polycarbonate Body, Trim & Opal diffuser



WARRANTY



LIFETIME



LUMENS PER W



IK RATING



IP RATING



OPERATING VOLTAGE



BEAM ANGLE



DIMMING



CCT



SAFETY CLASS

Product Code:	Standard	Emergency	Microwave Sensor	Emergency & Sensor
	RS100LEDCCT3-01	RS150LEDCCT3E-01	RS100LEDCCT3S-01	RS100LEDCCT3ES-01
				RS150LEDCCT3E-01SEN
				RS150LEDCCT3E-01SEN
Comparable to:	28W 2D fluorescent		38W 2D Fluorescent	
Total Power (W):	9.9/9.8/10.0		14.7/14.3/14.7	
Power Factor:	0.9		0.9	
Total Light Output (lm):	830/910/900		1200/1340/1310	
Total Emergency Light Output (lm):	130/140/140		140/150/150	
Efficacy (lm/cctW):	84/94/91		82/94/89	
Lux at 1m (lux):	260/290/290		380/420/410	
Emergency Lux at 1m (lux):	40/40/40		40/50/50	
CCT (K):	3000/4000/6500		3000/4000/6500	
CRI:	80		80	
IP:	65		65	
Operation Temperature (°C):	-20 ≤ Ta ≤ +40		-20 ≤ Ta ≤ +40	
Inrush Current:	24.8A/20us		14.8A/44us	
RG Value:	0		0	
SDCM:	<6		<6	
P _{ST} LM:	NA		NA	
SVM:	NA		NA	
Energy Class:	D		D	
Rated Life to L70B50 (Hrs):	50000		50000	
Dimensions ØxH (mm):	330x90		330x90	
Weight (kg):	0.87/0.93/1.09/1.12		0.87/0.93/1.09/1.12	

Separate Control Gear Information

Type of Light Source:	LED	LED
Full Load Efficiency (%):	91	91
P _{NET} (W):	NA	NA
Dimensions (mm):	145x55x25	145x55x25

Product is certified to all the relevant standards.

Please contact our technical department for market specific compliances.

PLEASE NOTE: INFORMATION IN THIS DOCUMENT MAY BE SUBJECT TO CHANGE WITHOUT PRIOR NOTICE

IRE: TEL: +353 1 709 9000
UK: TEL: 0800 973 220
AUS: TEL: +61 7 3890 5444
NZ: TEL: +64 03 668 5285

WEB: ROBUS.COM
WEB: ROBUS.COM
WEB: ROBUS.COM.AU
WEB: ROBUSLED.CO.NZ

LED GROUP EUROPE · UK · AUSTRALIA · NEW ZEALAND · ASIA · MIDDLE EAST · AFRICA

GOLF SLIM LED CCT3 SELECTABLE

Cone Illuminance Diagram


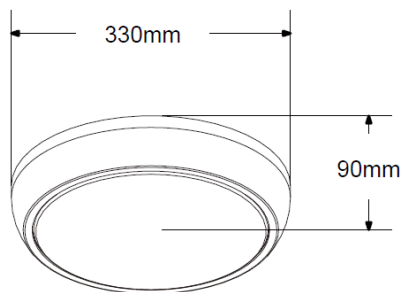


Diagram for RS150LED CCT3-01 in 4000K. Other diagrams available on request

Dimension Diagram



Sensor Data

Time Off Delay:	5s, 30s, 90s, 3min, 20min, 30min
Illuminance Switching Range (lux):	2, 10, 30, 50, Disabled
Sensitivity Range (%):	NA
Mounting Height (max):	2.5-6m
Detection Zone Diameter (max):	10m

Polar Intensity Diagram

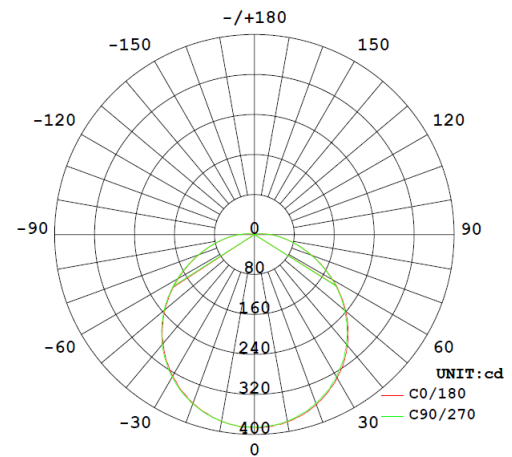


Diagram for RS150LED CCT3-01 in 4000K. Other diagrams available on request

Accessories

NA